

Put your full name here.



Winter Travel 15 Post-immersion

Student Package

1. Historical Evolution of Mountain Recreation
2. Future Trends in Mountain Recreation

Part 1 Historical Evolution of Mountain Recreation

1. Using the boxes on the next page, make a time line that shows the evolution of a winter recreation activity that can be experienced in the Canadian Rocky Mountains during the past century, and fill out the graph below.










Orange boxes are for events that show the development and change of the activity, and blue are for pictures or diagrams that give others a visual of the change/evolution (fashion, equipment, etc.) *See slide 3*

2. Using the information you researched on your winter activity, create a poster comparing two periods in time. *See slide 4* – original poster making

The example to the left shows skiing in England now and in 1982. You can compare them between 1900 and present.

The poster shows many details, including a picture that gives a visual look on the differences.

You can draw and decorate the poster or do it electronically. Be original, and have fun!



Part 2 Future Trends in Mountain Recreation


Slide 5 -What winter outdoor activities are you interested in and where do you see the sport going in the future?

What observations can you make from the graph on this slide (*slide 5*)?

Slide 6 –Do you agree with these findings for youth’s participation in outdoor activities?

Did participation in the Palisades program make you want to spend more time in winter outdoor activities? Which ones?

Make a list of all the outdoor activities that you can think of. Then put a star beside the ones that you can do in the park.

Activity	In National Parks 

Take one of these activities and expand it out to include all of the spin off sports that it affects. Use [Slide 7](#) as an example. (Use a separate piece of paper or make a separate document)

Your job is to find the best and worst video that promotes a certain winter recreation activity. Show the class and record your thoughts about the video.

	Lame	GOT Game
What is the pace of the video?		
Do the images make you want to do the activity?		
What are they promoting?		
Does the music inspire you?		
Overall rating		
Web address		

Here are some options to check out:

Sometimes Motion: <http://vimeo.com/68176700>

Ian Morrison, as seen by his father:

<http://www.whistlermountainbike.com/wmb/index.php?content=090313-ian-paul-morrison>

Inspire: <http://www.youtube.com/watch?v=Vo415EiyNXI>

You are limitless; motivation: <http://www.youtube.com/watch?v=pEBz6PzF50>

Dreamer: <http://www.youtube.com/watch?v=yiEEzMFZaU>

Life is born: <http://www.youtube.com/watch?v=soJ8Q9HBshM>

Dale Douglas, fishin' and flyin': <http://www.youtube.com/watch?v=75FSHoyvKJg>

VIMFF: <http://www.vimff.org/vimff-trailer>

Take this outdoor recreation activity and SELL it to your class by either re-enacting the video or doing a skit that makes them want to get out and play.